

LOS GATOS HIGH SCHOOL

Los Gatos-Saratoga Union High School District
2008 - 2009

SCHOOL PROFILE

ADMINISTRATION

Doug Ramezane, Principal
Markus Autrey, Assistant Principal
Alvaro Calderon, Assistant Principal
Scott Downs, Assistant Principal

20 High School Court
Los Gatos, California 95030
Phone: 408-354-2730
FAX: 408-354-3742
Web Address: www.lghs.net

protocol: firstname.lastname@lgsuhd.org



CEEB Code: 051855

SENIOR COUNSELORS

Louis Rich A – L
408-354-2730 ext. 238
lrich@lgsuhd.org

Tamera Parks M – Z
408-354-2730 ext. 234
tparks@lgsuhd.org

GUIDANCE COUNSELORS

John Benz
Kassandra Cochran
Amy Gutierrez

THE SCHOOL

Los Gatos High School (LGHS) is a public comprehensive high school on the southern tip of Silicon Valley. The Los Gatos Saratoga Union High School District serves a total population of 58,000 and consists of two comprehensive high schools and a number of alternative programs. Los Gatos High School is a community school comprised of business and professional, middle and upper class families. The current enrollment is approximately 1,765 students. In addition to a strong academic program, Los Gatos High School celebrates the nationally recognized Wildcat yearbook and El Gato newspaper. Students participate in over 50 academic, athletic and community service clubs and organizations. Los Gatos High School is accredited by the Western Association of Schools and Colleges (WASC).

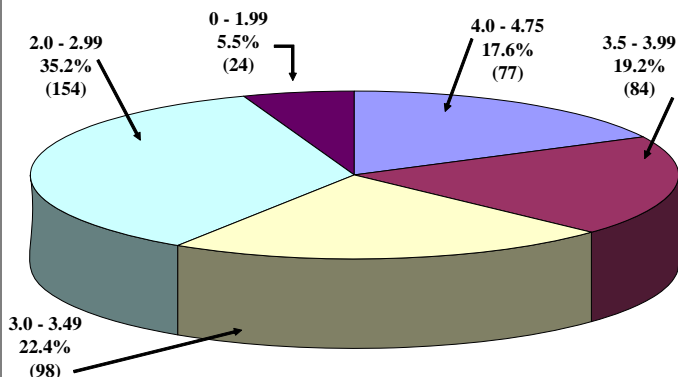
THE CURRICULUM Academic Program

Los Gatos High School offers academically challenging courses. Five units are awarded for each semester class. Classes meet five times per week, 50 minutes per day. Students may take up to six classes with a seventh period available for athletics. Grades and units are assigned in January and June. During each 18-week semester, students may take a maximum of 35 units.

GRADUATION REQUIREMENTS

	Units
Applied Arts	5
Health/Driver Education	5
English	40
Social Studies	35
Mathematics (including Algebra 1)	20
Physical Education	20
Science	20
Visual/Performing Arts or World Language.....	10
Electives (Additional Credits)	65
Total Units	220

CUMULATIVE GRADE POINT DISTRIBUTION Class of 2009 – Junior Year – 437 Students



HONORS AND ADVANCED PLACEMENT COURSES

English		Science	
English 9 H	H	Biology H	H
English 10 H	H	Biology	AP
English Language/Composition AP	AP	Chemistry	AP
English Literature/Composition AP	AP	Physics C: Mech	AP
Social Studies		World Language	
World History	H	French	H
20 th Century World History	H	French Language	AP
U.S. History	AP	German	H
U.S. Government	AP	German Language	AP
Comparative Govt/Politics	AP	Italian Language	AP
Economics	H	Japanese	H
European History	AP	Japanese Language	AP
Mathematics		Spanish	H
Trigonometry/Pre-Calculus	H	Spanish Language	AP
Calculus AB	AP	Electives	
Calculus BC	AP	Computer Science	AP
Statistics	AP	Visual Arts	
		Art	H

GRADING

Weighted four-point system grade point average:

A = 4 B = 3 C = 2 D = 1 F = 0

- includes all courses in grades 9 – 12, except PE/Sports and Teacher/Office Assistant (TA/OA)
- one extra point is given for each 9th – 12th grade Honors/Advanced Placement course with a C– or higher grade

RANKING

Los Gatos High School **does not rank** students.

**SAT REASONING TEST DATA
PERCENT TESTED/COMPOSITE SCORE**

	2006	2007	2008
Verbal/Critical Reading	76/577	74/594	77/579
Math	76/600	76/621	77/608
Writing	76/578	74/598	77/580

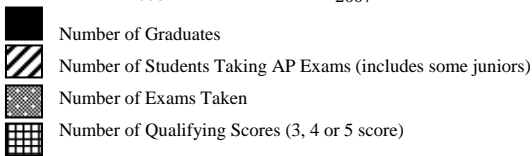
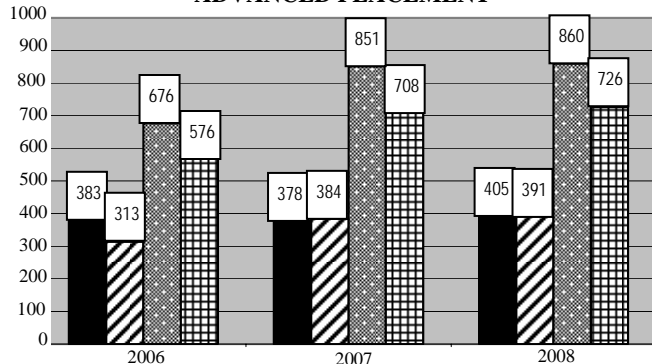
**SUBJECT TEST DATA
NUMBER TESTED/MEAN SCORE**

EXAM SUBJECT	2006	2007	2008
English • Writing	15/621		
English • Literature	74/599	98/605	86/596
U.S. History	103/631	138/611	128/606
Math Level I	37/604	18/598	21/553
Math Level II	106/646	112/660	151/644
Chemistry	42/615	47/635	50/625
Physics	22/656	17/646	17/669
Biology E	30/596	57/619	45/619
Biology M	49/632	17/639	30/659
French	12/641	9/663	
Japanese Listening	6/718		6/577
Spanish	14/599	13/593	12/576

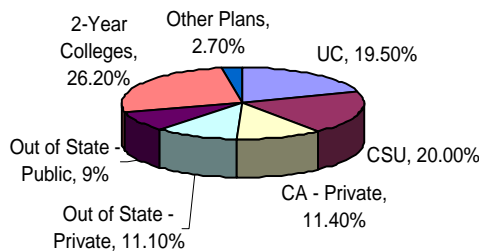
**ACT
NUMBER TESTED/MEAN SCORE**

EXAM SUBJECT	2006	2007	2008
English	36/24.8	79/25.2	214/25.1
Math	36/26.1	79/26.3	214/27.4
Reading	36/24.9	79/25.2	214/25.7
Science	36/24.4	79/24.8	214/25.0
Composite	36/25.2	79/25.6	214/25.9

ADVANCED PLACEMENT



POST HIGH SCHOOL PLANS



**COLLEGE CHOICE
BY YEAR OF GRADUATION**

	2006	2007	2008
2-Year Colleges	24%	25%	26%
4-Year Colleges	72%	72%	71%
Total College	96%	97%	97%

**NATIONAL MERIT
SCHOLARSHIP PROGRAM**

	2005	2006	2007	2008	2009
Number of Graduates	376	373	378	405	TBD
Number of Semi-Finalists	5	9	10	9	10
Number of Commended	8	10	28	18	33

**COLLEGE AND UNIVERSITY ATTENDANCE
CLASS OF 2008 ♦ 405 STUDENTS**

University of California (79)

- Berkeley - 14
- Davis - 12
- Irvine - 6
- Los Angeles - 10
- Riverside - 3
- San Diego - 7
- Santa Barbara - 11
- Santa Cruz - 16

California State University (81)

- Cal Poly Pomona - 1
- Cal Poly San Luis Obispo - 20
- Chico - 15
- Humboldt - 1
- Long Beach - 5
- Monterey Bay - 3
- Sacramento - 1
- San Diego - 8
- San Francisco - 9
- San Jose - 15
- Sonoma - 3

California - Private (46)

- Academy of Art University - 4
- Brooks Institute of Photography - 1
- Cal Lutheran - 1
- Cal Tech - 1
- Chapman University - 1
- Cogswell Polytechnic - 1
- Concordia University - 1
- Loyola Marymount University - 4
- Otis College of Design - 1
- Pepperdine University - 1
- Santa Clara University - 13
- Scripps College - 1
- St. Mary's College of California - 2
- Stanford University - 4
- University of the Pacific - 2
- University of Redlands - 1
- University of San Diego - 2
- University of San Francisco - 2
- University of Southern California - 3

2-Year Colleges (106)

- Butte College - 1
- Cabrillo College - 6
- Canada College - 1
- Cuesta College - 7
- De Anza College - 18
- Feather River College - 1
- Foothill College - 4
- Mission College - 5
- Ohlone College - 1
- San Francisco City College - 1
- San Jose City College - 2
- Santa Barbara City College - 10
- West Valley College - 49

Out of State - Private (45)

- Alfred University - 1
- American University - 4
- Bard College - 1
- Belmont University - 1
- Birmingham Southern College - 1
- Boston University - 1
- Brigham Young University - 2
- Brown University - 2
- Cornish College of the Arts - 2
- Dickinson College - 1
- Florida Atlantic University - 1
- Gonzaga University - 1
- Harvard University - 2
- Lewis and Clark College - 3
- Maryland Institute College of Art - 1
- Massachusetts Institute of Tech - 1
- Mt. Holyoke College - 1
- New York University - 2
- Northeastern University - 1
- Olin College of Engineering - 1
- Reed College - 1
- Rensselaer Polytechnic - 1
- Rhode Island School of Design - 1
- Richmond University of London - 1
- Simon Fraser University - 2
- Southern Methodist University - 1
- University of Chicago - 1
- University of Glasgow, Scotland - 1
- University of Puget Sound - 1
- Wagner College - 1
- Washington University, St. Louis - 1
- Willamette University - 2
- Yale - 1

Out of State - Public (37)

- Arizona State University - 4
- Clemson University - 1
- Colorado State University - 2
- Florida State University - 1
- Michigan State University - 1
- Oregon State University - 2
- Portland State University - 1
- United States Naval Academy - 2
- University of Arizona - 5
- University of Central Florida - 1
- University of Colorado, Boulder - 5
- University of MA, Amherst - 1
- University of Oregon - 8
- University of South Carolina - 1
- University of Washington - 1
- University of Wisconsin - 1

Other (11)

- Military - 3
- Travel - 3
- Vocational - 1
- Work - 4