

LOS GATOS HIGH SCHOOL

Los Gatos-Saratoga Union High School District

SCHOOL PROFILE 2018-19

ADMINISTRATION

Kristina Grasty, *Principal*
 Alex Chapman, *Assistant Principal*
 Amy Drolette, *Assistant Principal*
 Adam Minyard, *Assistant Principal*
 Protocol: fristinitiallastname@lgsuhd.org

COUNSELORS

Farah Manganello [A-C] fmanganello@lgsuhd.org
 Louis Rich [D-F] lrich@lgsuhd.org
 Laressa Mead [G-K] lmead@lgsuhd.org
 Rory McKee [L-O] rmckee@lgsuhd.org
 Tamera Parks [P-Ste] tparks@lgsuhd.org
 Kassandra Cochran [Sti-Z] kcochran@lgsuhd.org

ADDRESS & CONTACT INFORMATION

20 High School Court
 Los Gatos, California 95030
 Phone: 408.354.2730
 FAX: 408.354.3742
 Web Address: www.lghs.net

THE SCHOOL

Los Gatos High School is a comprehensive public high school on the southern tip of Silicon Valley. The current enrollment is approximately 2,100 students. The LGHS strategic focus goals include three major areas: relevant and engaging learning experiences; student wellness, balance and belonging; and creating a culture of collaboration and innovation. LGHS reflects the traditions, values and philosophies of its community and is proud of its robust course pathways, including honors and Advanced Placement as well as project-based, STEM-related classes such as Advanced Science Research, engineering, robotics, and "New Tech" courses. Students participate in over 70 academic, athletic and community service clubs and organizations that annually raise over \$100,000 for charities and non-profit organizations. Los Gatos High School was recognized as a California Distinguished School in 2013 and is accredited by the Western Association of Schools and Colleges (WASC).

THE CURRICULUM: ACADEMIC PROGRAM

Los Gatos High School offers academically challenging courses. Five units are awarded for each semester class. Classes meet for 90-minute periods on alternating block days. Students may take up to six classes with a seventh period available for athletics and limited course options. Grades and units are assigned in January and June. During each 18-week semester, students may take a maximum of 35 units.

GRADUATION REQUIREMENTS

| SUBJECT AREA | # UNITS |
|--|---------|
| ENGLISH | 40 |
| SOCIAL STUDIES | 30 |
| MATHEMATICS (INCLUDING ALGEBRA) | 20 |
| PHYSICAL EDUCATION | 20 |
| SCIENCE | 20 |
| VISUAL/PERFORMING ARTS OR WORLD LANGUAGE | 10 |
| APPLIED ARTS | 5 |
| ELECTIVES (ADDT'L CREDITS) | 75 |
| TOTAL REQUIRED UNITS: | 220 |

GRADING

Academic weighted, four-point system, grade point average:

A = 4 B = 3 C = 2 D = 1 F = 0

- Includes all courses in grades 9-12, except PE/Sports and Teacher/Office Assistant (TA/OA)
- One extra point is given for each 9th-12th grade Honors/Advanced Placement course with a C- or higher grade.

RANKING

Los Gatos High School does not rank students.

HONORS & ADVANCED PLACEMENT COURSES

ENGLISH

English 9 [H]
 English 10 [H]
 English Language & Composition [AP]
 English Literature & Composition [AP]

SOCIAL STUDIES

European History [AP]
 US History [AP]
 US Government/Politics [AP]
 Economics [H]
 Psychology [AP]

MATHEMATICS

Trigonometry/Pre-Calculus [H]
 Calculus AB [AP]
 Calculus BC [AP]
 Statistics [AP]

SCIENCE

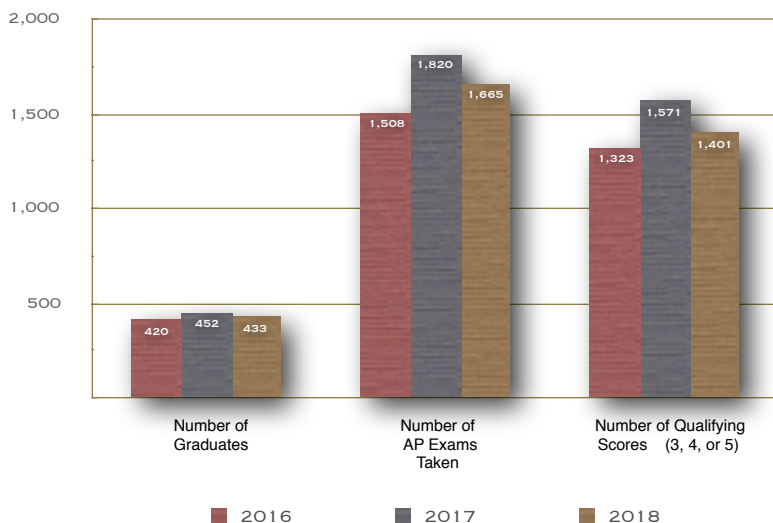
Biology [H]
 Biology [AP]
 Chemistry [AP]
 Environmental Science [AP]
 Physics C: Mechanics [AP]

WORLD LANGUAGE

French 4 [H]
 French Language [AP]
 Japanese 3 [H]
 Japanese Language [AP]
 Spanish 4 [H]
 Spanish Language [AP]

ELECTIVES

Computer Science [AP]
 Art 4 [H]
 Music Theory [AP]
 Orchestra [H]
 Chamber Singers [H]
 Wind Ensemble [H]



2016

2017

2018

COLLEGE CHOICE

By Year of Graduation

| | 2016 | 2017 | 2018 |
|-----------------|------|------|------|
| 2-YEAR COLLEGES | 23% | 22% | 25% |
| 4-YEAR COLLEGES | 70% | 65% | 71% |
| TOTAL COLLEGE | 93% | 87% | 96% |

SAT REASONING DATA

Number Tested/Mean Score

| | 2016* | 2017** | 2018** |
|--|-----------------|-----------------|-----------------|
| CRITICAL READING/ EVIDENCE BASED WRITING | 326/ 575 | 348/ 634 | 333/ 630 |
| MATH | 326/ 604 | 348/ 642 | 333/ 641 |

* ONLY INCLUDES THE OLD SAT SCORES
 ** INCLUDES BOTH OLD AND NEW SAT SCORES - OLD SAT SCORES ARE CONVERTED USING THE "COLLEGE BOARD MAY 2016 CONCORDANCE TABLES"

SAT SUBJECT DATA

Number Tested/Mean Score

| EXAM SUBJECT | 2016 | 2017 | 2018 |
|---------------|-----------------|-----------------|-----------------|
| LITERATURE | 63/ 637 | 70/ 617 | 43/ 627 |
| U.S. HISTORY | 58/ 662 | 88/ 670 | 45/ 638 |
| MATH LEVEL II | 135/ 685 | 153/ 697 | 132/ 699 |
| CHEMISTRY | 7/ 661 | 23/ 701 | 26/ 665 |
| PHYSICS | 44/ 691 | 59/ 694 | 56/ 694 |
| BIOLOGY E | 16/ 681 | 16/ 655 | 15/ 653 |
| BIOLOGY M | 45/ 679 | 43/ 692 | 61/ 674 |
| FRENCH | 8/ 544 | 7/ 627 | 4/ 668 |
| SPANISH | 11/ 598 | 9/ 545 | 11/ 589 |

ACT DATA

Number Tested/Mean Score

| EXAM SUBJECT | 2016 | 2017 | 2018 |
|--------------|------------------|------------------|------------------|
| ENGLISH | 253/ 27.1 | 247/ 27.8 | 183/ 27.5 |
| MATH | 253/ 27.5 | 247/ 27.8 | 183/ 27.4 |
| READING | 253/ 26.9 | 247/ 27.6 | 183/ 27.3 |
| SCIENCE | 253/ 26.5 | 247/ 26.8 | 183/ 26.7 |
| COMPOSITE | 253/ 27.1 | 247/ 27.6 | 183/ 27.3 |

COLLEGE & UNIVERSITY ATTENDANCE

Class of 2018 * 428 Students

University of California (54)

Berkeley (9)
 Davis (8)
 Irvine (3)
 Los Angeles (7)
 Riverside (3)
 San Diego (5)
 Santa Barbara (11)
 Santa Cruz (7)
 Merced (1)

California State University (63)

Cal Poly Pomona (2)
 Cal Poly San Luis Obispo (18)
 Chico (8)
 Channel Islands (1)
 Humboldt (2)
 Monterey Bay (5)
 San Diego State (12)
 San Francisco State (4)
 San Jose State (7)
 Sonoma (2)
 Long Beach (1)
 Sacramento State (1)

California - Private (47)

Academy of Art (1)
 Art Center of Los Angeles (1)
 Biola University (1)
 California Baptist University (1)
 California Lutheran University (1)
 Chapman University (4)
 Claremont McKenna College (1)
 FIDM (1)
 Loyola Marymount University (5)
 Occidental (1)
 Otis College of Art (1)
 Pepperdine (1)
 Pitzer (1)
 Redlands (2)
 Santa Clara University (9)
 St. Mary's (1)
 Stanford University (2)
 University of San Diego (5)
 University of San Francisco (1)
 University of Southern California (5)
 University of the Pacific (1)
 Westmont College (1)

Out of State - Private (47)

Bentley University (1)
 Boston College (1)
 Boston University (2)
 Bowdoin College (1)
 Brown University (2)
 Carnegie Mellon University (3)
 Clarkson University (1)
 Culinary Institute of America (1)
 Duke University (1)
 Embry-Riddle University (1)
 Fordham University (1)
 George Fox University (1)
 George Washington University (1)
 Gonzaga University (1)
 Loyola University, Chicago (1)
 Massachusetts Institute of Technology, MIT (3)
 New York University (2)
 Northeastern University (1)
 Northwestern University (3)
 Parsons (1)
 Pratt (1)
 Princeton (1)
 Rice University (1)
 Savannah College of Art & Design (1)
 Seattle University (3)
 Syracuse (2)
 Texas Christian University (2)
 Tulane University (1)
 University of Denver (1)
 University of Miami (1)
 University of Notre Dame (1)
 University of Puget Sound (2)
 Whitman (1)

2-Year College (108)

Bellvue City College (1)
 Butte Community College (1)
 Cabrillo College (10)
 Cuesta College (4)
 De Anza College (18)
 Folsom City College (1)
 Foothill College (2)
 Mesa Community College (1)
 Pasadena City College (1)
 Santa Barbara City College (8)
 Santa Monica City College (1)
 West Valley College (60)

Out of State - Public (88)

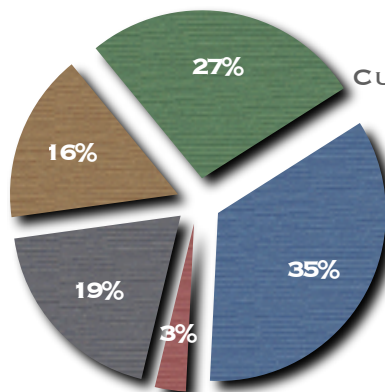
Arizona State University (4)
 Boise State (2)
 Clemson University (1)
 Colorado State University (2)
 Indiana University (4)
 Miami of Ohio (1)
 Montana State (1)
 Northern Arizona University (5)
 Ohio State University (1)
 Oregon State University (4)
 Penn State University (2)
 Portland State (1)
 Purdue University (5)
 University of Arizona (5)
 University of Arkansas (1)
 University of Colorado, Boulder (12)
 University of Colorado, Colorado Spring (1)
 University of Illinois-Champaign Urbana (1)
 University of Massachusetts, Lowell (1)
 University of Michigan (3)
 University of Minnesota (1)
 University of Nevada, Reno (2)
 University of Oregon (13)
 University of Tennessee (1)
 University of Utah (5)
 University of Vermont (1)
 University of Washington (5)
 Utah State University (1)
 Washington State (2)

International Colleges (7)

American University of Paris (1)
 NYU-Abu Dhabi (1)
 Oxford University (1)
 University in Denmark (1)
 University of British Columbia (2)
 University of Toronto (1)

Other (14)

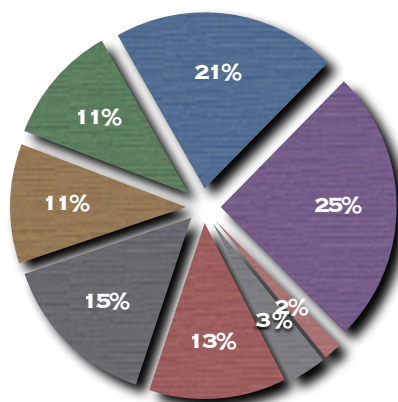
Gap Year (9)
 Trade School (4)
 Military (1)



CUMULATIVE GRADE POINT DISTRIBUTION

Class of 2019 - Junior Year - 535 Students

- 0.0 - 1.97: 3%
- 2.0 - 2.97: 19%
- 3.0 - 3.49: 16%
- 3.5 - 3.97: 27%
- 4.0 - 4.72: 35%



POST HIGH SCHOOL PLANS

Class of 2018

- UC: 13%
- CSU: 15%
- CA/Private: 11%
- Out of State/Private: 11%
- Out of State/Public: 21%
- 2-Year College: 25%
- International Colleges: 1.5%
- Other Plans: 2.5%